

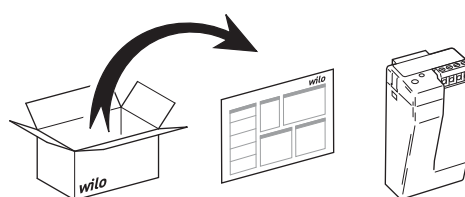
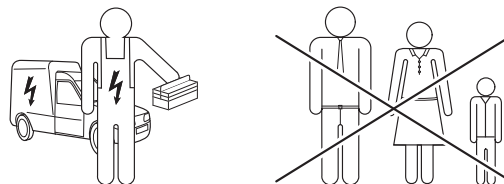
Fig. 1

de Einbau- und Betriebsanleitung
 en Installation and operating instructions
 fr Notice de montage et de mise en service
 nl Inbouw- en bedieningsvoorschriften
 es Instrucciones de instalación y funcionamiento
 it Istruzioni di montaggio, uso e manutenzione
 pt Manual de instalação e funcionamento
 el Οδηγίες εγκατάστασης και λειτουργίας
 tr Montaj ve kullanma kılavuzu
 sv Monterings- och skötselansvisning
 no Montasje- og bruksanvisning
 fi Asennus- ja käyttöohje
 da Monterings- og driftsvejledning
 hu Beépítési és üzemeltetési utasítás
 pl Instrukcja montażu i obsługi
 cs Návod k montáži a provozu
 ru Инструкция по монтажу и эксплуатации
 et Paigaldus- ja kasutusjuhend
 lv Uzstādīšanas un ekspluatācijas instrukcija
 lt Montavimo ir naudojimo instrukcija
 sk Návod na montáž a obsluhu
 sl Navodila za vgradnjo in obratovanje
 bg Инструкция за монтаж и експлоатация
 ro Instrucțiuni de montaj și exploatare
 hr Upute za ugradnju i uporabu
 sr Uputstvo za ugradnju i upotrebu
 uk Інструкція з монтажу та експлуатації



www.wilo.com/automation

Fig. 2



2 066 600

Fig. 3

Wilo-Stratos/Stratos-Z

+ 1 x Wilo-IF-Modul Stratos CAN (Art.-Nr. 2 066 600)



Fig. 4

Wilo-Stratos-D

+ 1 x Wilo-IF-Modul Stratos CAN (Art.-Nr. 2 066 600)
 + 1 x Wilo-IF-Modul Stratos DP (Art.-Nr. 2 105 254)



Wilo-IF-Modul Stratos CAN

Fig. 5

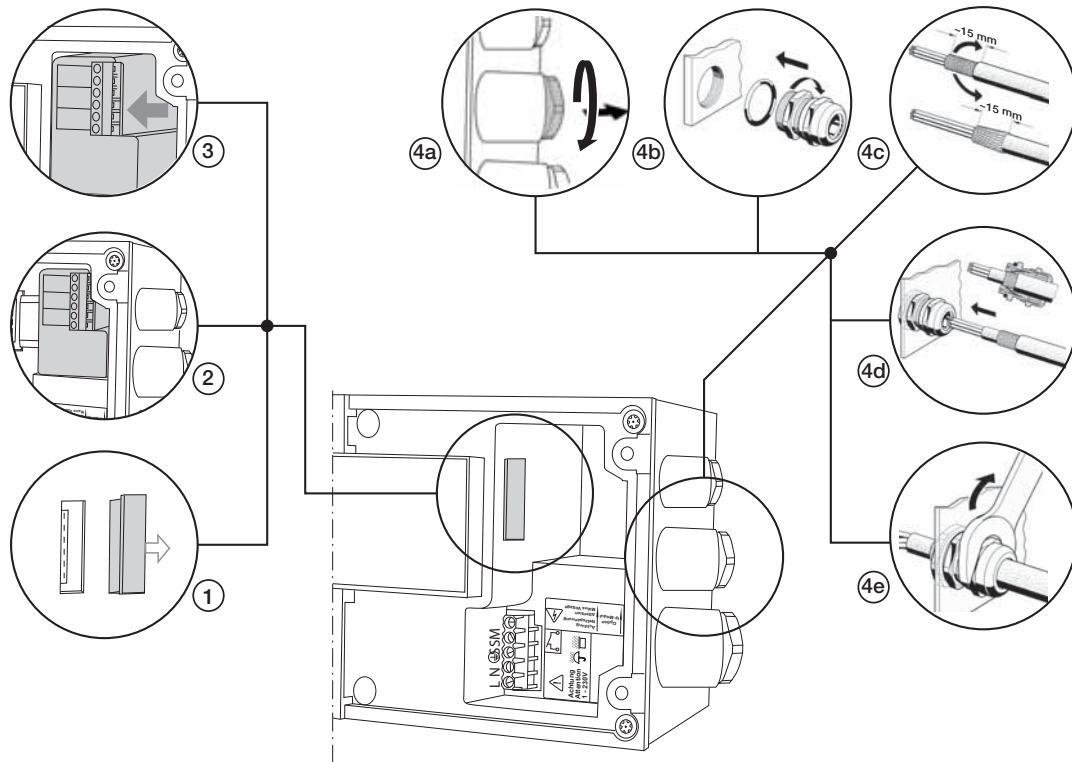
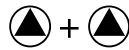
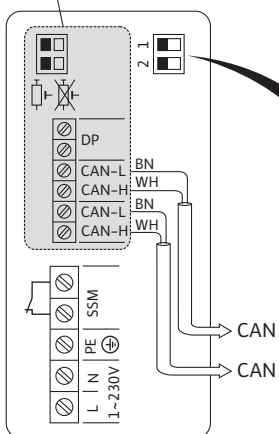


Fig. 6

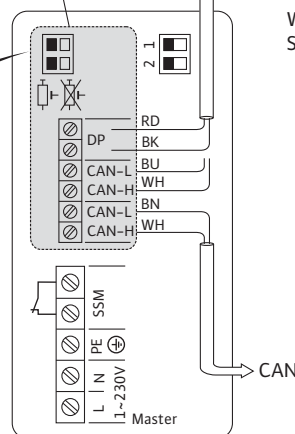


Wilo-IF-Modul
Stratos CAN



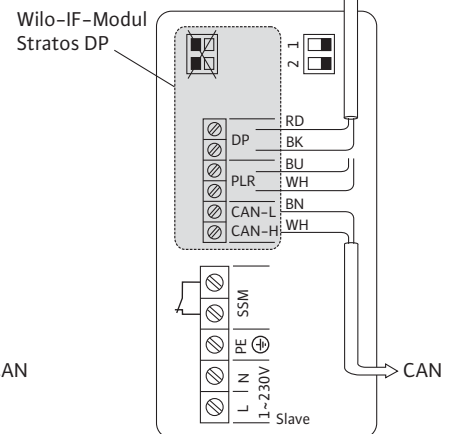
Wilo-Stratos
Wilo-Stratos-Z

Wilo-IF-Modul
Stratos CAN



Wilo-Stratos/-D
Wilo-Stratos-Z
Wilo-Stratos-ZD

min. 2 x 2 x 0,22 mm² Z=120 Ω



Wilo-Stratos/-D
Wilo-Stratos-Z
Wilo-Stratos-ZD